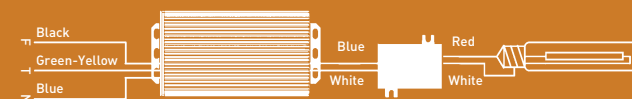


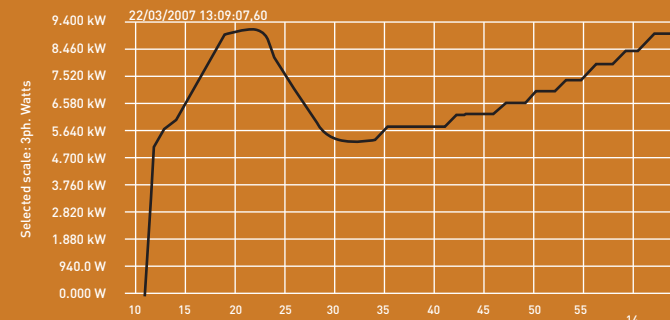
Low-power dimmable electronic ballast: 70, 100 and 150W

Connection diagram



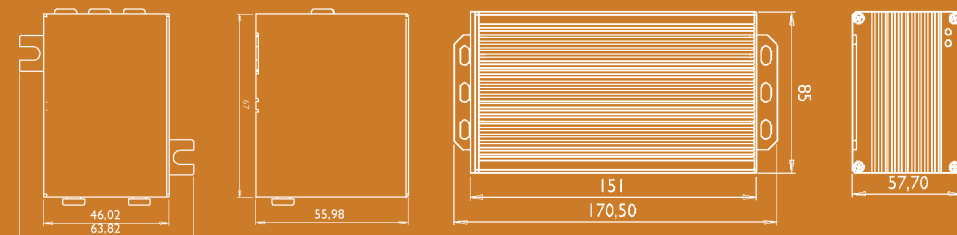
Behaviour

Total Records: 13054
Recording Rate: 1 min
Start date: 12/03/2007
Start time: 11:31:59.08
Stop date: 23/03/2007
Stop time: 09:17:52.60



5 min/div horizontal
940.0 W/div vertical
Zoom level 3/10

Dimensions



General characteristics of the low-power RT30 ballast (70, 100 and 150W)

Dimensions:	(electronic ballast) 151 x 85 x 57,7	(ignitor) 46,02 x 67 x 55,98
Weight:	626g	284g
Temperature:	-20 a 60°C	
Temperature of the housing:	90°C	
Humidity:	5 to 95% without condensation	
EMC:	EN61000-3-2	
Remote control:	Remote communication through PLM	

Input

Voltage:	190 a 250VAC
Frequency:	50Hz
Harmonics:	In compliance with EN61000-3-2
Current protection:	Internal through fusible
Power factor:	>0,98
Power ^[1] :	73W 104W 156W
Current:	0,31A 0,45A 0,67A
Performance:	>95%

Output

Striking voltage:	>4,5kV
Frequency:	Señal cuadrada de 110 Hz
Dimming ^[2] :	9 levels between 50% and 100% of the nominal power
Lamp distance ^[3] :	<1m
EMC:	EN61000-3-2

[1]. The power consumed is increased 4W when the reactance is communicated in PLM mode.
[2]. For MH lamps, the dimming is effectuated between 60% and 100% of the nominal power.
[3]. The maximum distance from the electronic ballast to the ignitor is 16m.
The maximum distance from the ignitor to the lamp is 1m.

High-power electric ballast: 250 and 400W


Behaviour

Total Records: 13054
Recording Rate: 1 min
Start date: 12/03/2007
Start time: 11:31:59.08
Stop date: 23/03/2007
Stop time: 09:17:52.60


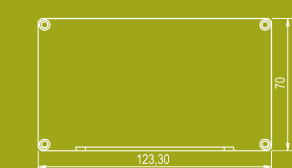


5 min/div horizontal
940.0 W/div vertical
Zoom level 3/10

Connection diagram



Dimensions



	250W	400W
L1	134,20	160,2
L2	156,20	182,2

General characteristics of the high-power RT30 ballast (250 and 400W)

Dimensions:	134,2 x 123,3 x 70	160,2 x 123,3 x 70
Weight:	902g	1220g
Temperature:	-20 a 60°C	
Temperature of the housing:	90°C	
Humidity:	5 a 95% without condensation	
EMC:	EN61000-3-2	
Remote control:	Remote communication through PLM	

Input

Voltage:	190 a 250VAC
Frequency:	50Hz
Harmonics:	In compliance with EN61000-3-2
Current protection:	Internal through fusible
Power factor:	>0,98
Power ^[1] :	260W 416W
Current:	1,12A 1,81A
Performance:	>95%

Output

Striking voltage:	>4,5kV
Frequency:	Squared signal between 30 y 60kHz
Dimming:	9 levels between 60% and 100% of the nominal power
Lamp distance:	<1m
EMC:	EN61000-3-2

[1]. The power consumed is increased 4W when the reactance is communicated in PLM mode.

esinor RT30

10 POWERFUL REASONS TO CHOOSE IT

up to
50%
savings

- 1 Only one that saves in metal halide**
The RT30 ballast by ESINOR SISTEMAS is a specially indicated ballast for savings in ceramic metal halide lamps.
- 2 Supply voltage stabiliser**
The PFC circuit is a supply voltage stabilising element of the equipment running the network voltage fluctuations.
- 3 Chromatic uniformity**
The PWM reducer adjusts the lamp's voltage and keeps it constant around 100V, guaranteeing chromatic uniformity.
- 4 Remote communication through the power mains network**
The communication with the head controller is carried out through the electric network. Furthermore, the microcontroller monitors the status of the ballast.
- 5 Monitoring of 7 parameters of the ballast and lamp**
The RT30 monitors: communication OK, lamp striking failures, intermittent failures, status (on/off), last instruction received, dimming status and lamp dead.
- 6 Location in the pole due to its reduced size**
Thanks to the use of the external ignitor and the size of the RT30, it can be placed within the pole itself, even in decoratively designed lighting fixtures.
- 7 Adjustable power according to the needs**
You can use inferior levels of power with the associated savings, always maintaining the ability to increase the power again, without having to change the lamp.
- 8 Lamps with up to 30% more of lifespan**
The RT30's smart striking control minimizes stress on the lamp, increasing its lifespan by 30% and protecting it from premature deterioration.
- 9 Power control and progressive start-up**
The power control allows a progressive start-up to be carried out below the nominal power, eliminating consumption peaks and reactive consumption.
- 10 Up to 50% savings**
It allows for a reduction of up to 50% in energy consumption with regard to conventional electromagnetic ballasts. You'll see it in your bill.

esinor

Since 1985, the Esinor Group has had one goal, the efficient management of energy, successfully specialising in the design, manufacture and installation of energy management and savings systems for lighting networks and public infrastructures.

The current situation worldwide and the ever increasing demand by society oblige us to design and place on the market new energy saving and optimum management solutions.

Our investment in R&D and the constant effort for innovation are the source of our products, leading the market with essential and unique tools in terms of energy savings.

902 760 208 www.grupoesinor.net

esinor

RT30

Dimmable electronic ballast from 70 to 400W HM

09

RT30: dimmable electronic ballast for metal halide lamp.

Energy savings in metal halide is possible.



RT30

RT30 ballast (70, 100, 150 W)



RT30-IGN ignitor

RT30 ballast (250, 400W)

esinor

We are the only ones who have achieved it:
50% savings in metal halide.

